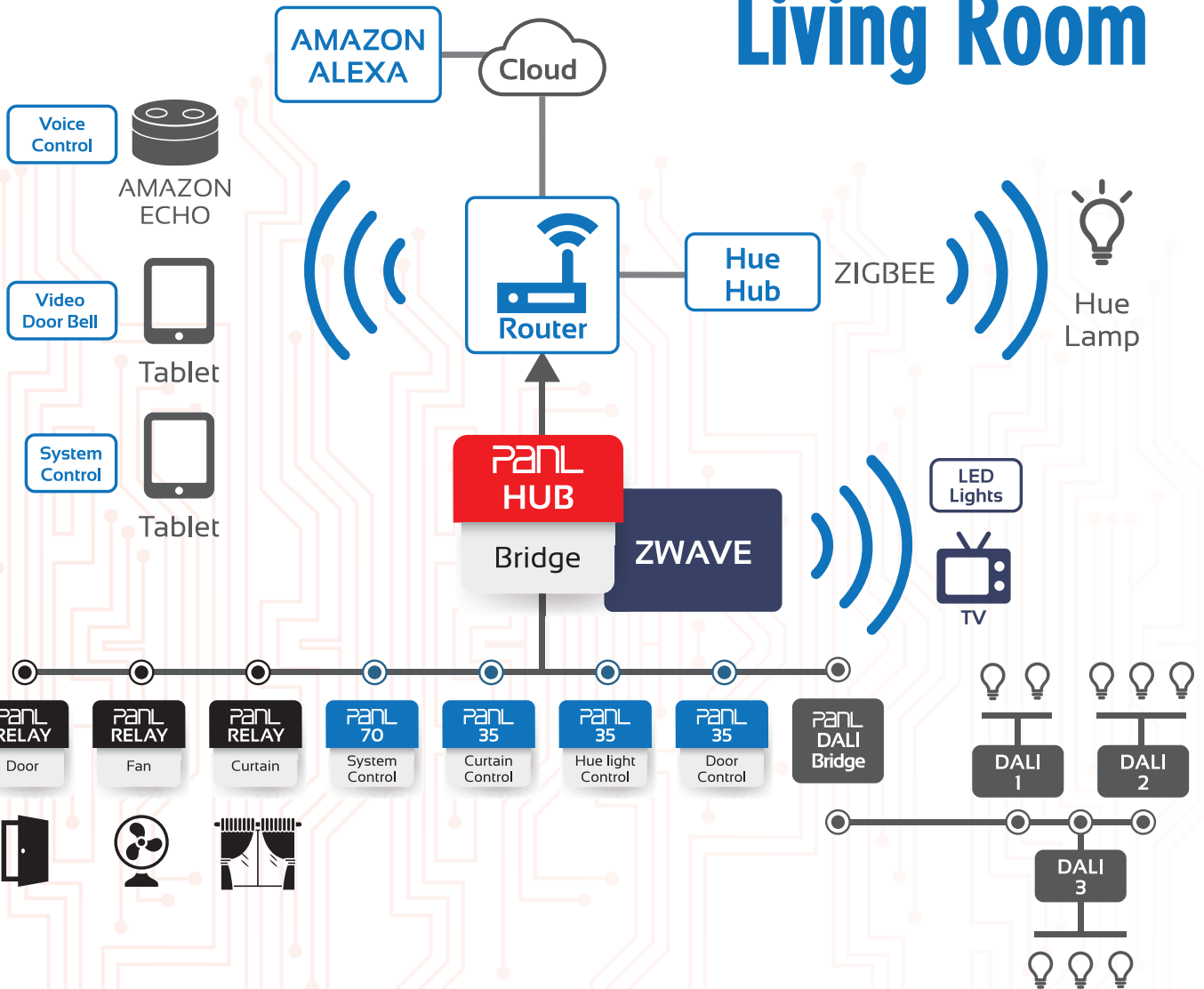


## Smart Living Room



PanL smart living is a game changer in home automation solutions. The objective of this all-encompassing platform is for users to finally be able to control the various lighting, appliances, sensors, air conditioning, heating and security systems that are present in the home, apartment, SOHO and buildings.

PanL HUBs comprise an array of different wireless and wired connectivity options - including powered RS485, Wi-Fi (802.11 b/g/n), Z-Wave and Ethernet (PoE). These interfaces enable diverse sensors and nodes to be connected to the platform. Additional accessories such as PanL DALI<sup>1</sup> controllers offer smart control of home and building lightings and PanL RELAY controllers may be programmed to switch on and off AC or DC loads. PanL integrates with Amazon Voice Service through the PanL Voice Skill.

PanL 35, PanL 70, PanL 70 PLUS display devices provide simple and intuitive control of lighting and appliances with rich graphical content and multi-touch functionality. Devices may be grouped and controlled together automatically and via scenes.

<sup>1</sup> DALI – Digital Addressable Lighting Interface

A basic PanL installation will consist of a PanL HUB which is the heart of the system and multiple PanL devices. Additionally, PanL HUB offers multiple interfacing options such as RS485, Z-Wave, Wi-Fi and PoE to connect with a wide array of 3rd party smart sensors. Future versions of the PanL HUB shall support BLE Mesh and Zigbee.



*PanL Hub*



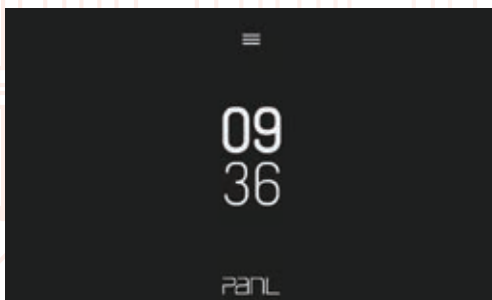
*PanL 35*



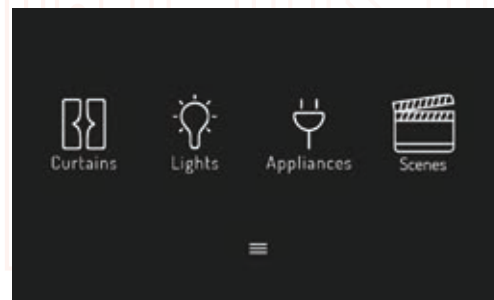
*PanL 70*

PanL displays are full colour TFT solutions with capacitive touch and are available in 3.5" (PanL 35) and 7" (PanL 70) size options. These display panels connect and operate seamlessly with the PanL HUB.

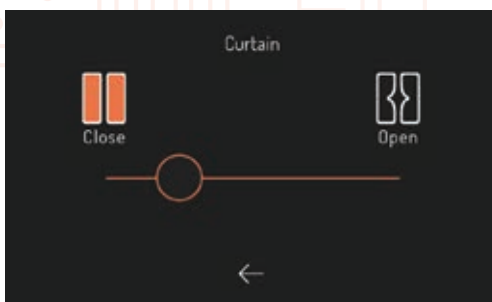
*Home Screen*



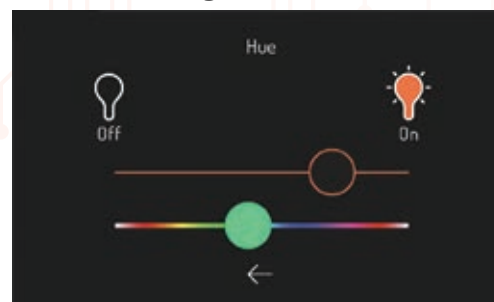
*Menu*



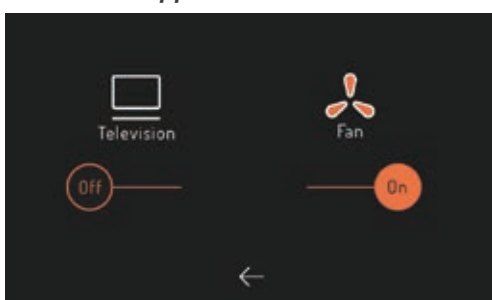
*Curtain Control*



*Light Control*



*Appliances Control*



*Scenes*

